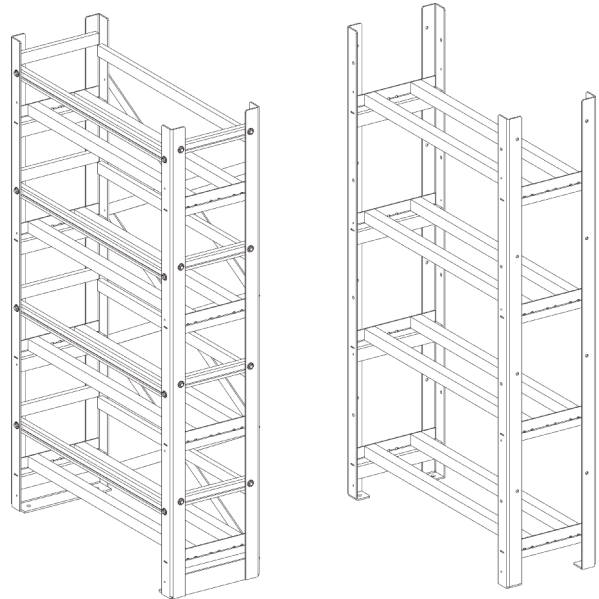


TOP TERMINAL VRLA BATTERY RACKS

FOR UPS, TEL, SGC AND VRS
TOP TERMINAL BATTERIES

C&D Technologies Top Terminal VRLA battery racks are designed to be durable, and easy to install. Engineered for use with most C&D Top Terminal battery models, these racks fit a wide variety of applications.



Seismic

Non-Seismic

APPLICATIONS

- **Telecommunications**
 - Private Branch Exchange (PBX)
 - Fiber Optic & Microwave sites
 - Outside Plant Facilities
- **UPS**
 - Data Centers
 - Industrial Process Control Facilities
 - Emergency 911 Response Centers
 - Air Traffic Control Centers
- **Switchgear & Control**
 - Portable Battery Trailers for Substation Battery Testing
 - Monitoring & Control Systems
- **Renewable Energy**
 - Remote/Hybrid Sites
 - Communications
 - Off-Grid/Solar

FEATURES & BENEFITS

FLEXIBLE

- 1 tier to 5 tier models available, 4 to 5 batteries per tier.
- Configurable in systems from 48V-480V.
- Racks can be arranged in back-to-back or end-to-end configurations.

DURABLE

- High-quality construction guarantees longer life.
- Heavy duty acid-resistant coating is scratch-resistant and chip proof.
- Steel welded construction.

EASY TO INSTALL

- Racks are free standing, however floor-anchoring holes are provided (anchor bolts not supplied).
- Welded construction reduces parts and bolted connections.
- Optional cable kits include all cables necessary for string connections.

ACCESSIBLE

- Open rack design allows easy maintenance and service.
- Removable front restraints for easy access to batteries.

SEISMICALLY CERTIFIED

- Meets seismic requirements for IBC2006.

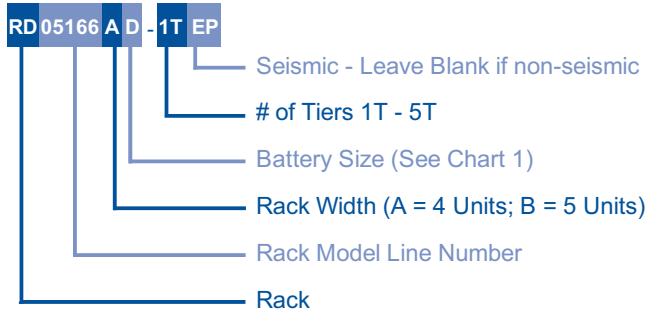
Rack Weights and Dimensions

Battery Size	4 Batteries per Tier					5 Batteries per Tier				
	Width (in)	Length (in)	Height* (in)	Weight* (Seismic)	Weight* (Non-Seismic)	Width (in)	Length (in)	Height* (in)	Weight* (Seismic)	Weight* (Non-Seismic)
A - Group U2	8.7	24.4	17.0	39.8 Lbs	29.6 Lbs	8.7	30.0	17.0	43.5 Lbs	32.0 Lbs
B - Group U1	9.9	24.4	17.0	41.2 Lbs	30.2 Lbs	9.9	30.1	17.0	44.9 Lbs	32.7 Lbs
C - Group 22	11.1	24.2	17.0	42.9 Lbs	31.3 Lbs	11.1	29.6	17.0	46.1 Lbs	33.4 Lbs
D - Group 24	12.4	29.4	17.0	47.9 Lbs	33.9 Lbs	12.4	36.2	17.0	52.4 Lbs	37.4 Lbs
E - Group 27	14.2	29.6	17.0	49.8 Lbs	34.8 Lbs	14.2	36.4	17.0	54.6 Lbs	37.9 Lbs
F - Group 29	15.7	29.5	17.0	51.1 Lbs	35.2 Lbs	15.7	36.2	17.0	56.0 Lbs	38.4 Lbs
G - Group 99	15.7	29.5	17.0	51.1 Lbs	35.2 Lbs	15.7	36.2	17.0	56.0 Lbs	38.4 Lbs
H - Group 4	14.8	30.1	17.0	48.6 Lbs	35.2 Lbs	14.8	37.1	17.0	55.5 Lbs	38.5 Lbs

* Average per tier. Multiply value by number of tiers for overall height/weight. Refer to drawing N03599 for exact dimensions.

Top Terminal Rack Part Number

Example - RD05166AD-1TEP, 1 Tier Rack for (4) Group 24 Batteries, Seismic



Cable Kit Part Number

Example - RE05383BD-150- 480V System, 5W 4T (2), B-B, Group 24, 150A Max

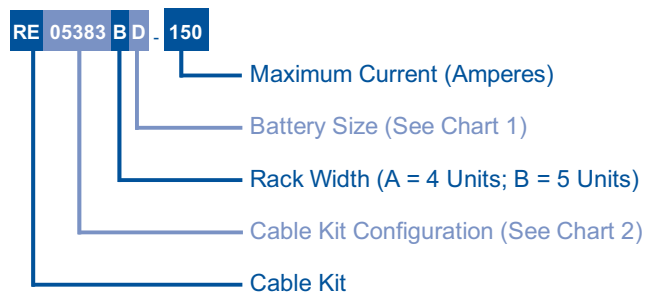


Chart 1 - Battery Group Size

Letter	Battery Size	Battery Model						
		UPS	UPS-PLP	TEL	SGC	VRS	DCS	BBG
A	Group U2	UPS12-100MR	--	--	--	--	--	--
B	Group U1	UPS12-150MR	--	TEL12-30	SGC12-30	VRS12-33	DCS-33	--
C	Group 22	UPS12-210MR	--	TEL12-45	SGC12-45	VRS12-50	DCS-50	--
D	Group 24	UPS12-300MR	UPS12-305PLP	TEL12-70	SGC12-70	VRS12-75	DCS-75	--
E	Group 27	UPS12-350MR	UPS12-355PLP	TEL12-80	SGC12-80	VRS12-88	DCS-88	BBG-165RT
F	Group 29	UPS12-400MR	UPS12-405PLP	TEL12-90	SGC12-90	VRS12-100	DCS-100	BBG-180RT BBG-210RT
G	Group 99	UPS12-490MR UPS12-540MR UPS12-600MR	UPS12-495PLP UPS12-545PLP	TEL12-125	SGC12-125	--	--	--
H	Group 4	UPS6-620	--	TEL6-180	--	--	--	--

Chart 2 Accessory Kit Part Numbers

"RE" Number	Battery Configuration
RE05379	48V System
RE05380	120V System
RE05381	384V System, Back to Back Configuration
RE05382	384V System, End to End Configuration
RE05383	480V System, Back to Back Configuration
RE05384	480V System, End to End Configuration

C&D TECHNOLOGIES, INC.

1400 Union Meeting Road
P.O. Box 3053 • Blue Bell, PA19422-0858
(215) 619-2700 • Fax (215) 619-7899 • (800) 543-8630
customersvc@cdtechno.com
www.cdtechno.com

Any data, descriptions or specifications presented herein are subject to revision by C&D Technologies, Inc. without notice. While such information is believed to be accurate as indicated herein, C&D Technologies, Inc. makes no warranty and hereby disclaims all warranties, express or implied, with regard to the accuracy or completeness of such information. Further, because the product(s) featured herein may be used under conditions beyond its control, C&D Technologies, Inc. hereby disclaims all warranties, either express or implied, concerning the fitness or suitability of such product(s) for any particular use or in any specific application or arising from any course of dealing or usage of trade. The user is solely responsible for determining the suitability of the product(s) featured herein for user's intended purpose and in user's specific application.